

ReCAP Engagement Summary Report

ReCAP Engagement Summary Report

20 December 2023

Lead consultant URPS
27 Halifax Street
Enter via Symonds Pl
Adelaide SA 5000

(08) 8333 7999
urps.com.au

Prepared for Resilient South

Consultant Project Manager Anna Pannell, Associate Director
apannell@urps.com.au

URPS Ref 22ADL-0338

Document history and status

Revision	Date	Author	Reviewed	Details
V1	8/12/2023	E. Mansfield	A. Pannell	Engagement report for Resilient South
V1	11/12/2023	E. Mansfield	A. Pannell	Updated engagement report for Resilient South

We acknowledge the Kaurna People as the Traditional Custodians of the land on which we work and pay respect to their Elders past, present and emerging.

© URPS. All rights reserved; these materials are copyright. No part may be reproduced or copied in any way, form or by any means without prior permission. This report has been prepared for URPS' client. URPS and its associated consultants are not liable to any person or entity for any damage or loss that has occurred, or may occur, in relation to that person or entity taking or not taking action in respect of any representation, statement, opinion or advice referred to herein.

[https://marionsa-my.sharepoint.com/personal/stefan_caddy-retalic_marion_sa_gov_au/Documents/Documents/bin/ReCAP Engagement Report Summary.docx](https://marionsa-my.sharepoint.com/personal/stefan_caddy-retalic_marion_sa_gov_au/Documents/Documents/bin/ReCAP%20Engagement%20Report%20Summary.docx)

Contents

Contents i

1. Engagement snapshot 2

2. Support for the draft outcomes 4

 2.1 Grow cooler, greener, biodiverse environments 4

 2.2 Create climate-resilient neighbourhoods 5

 2.3 Transition towards a low carbon region 6

 2.4 Reduce climate risk 7

3. Support by Council area 8

 3.1 Grow cooler, greener, biodiverse environments 8

 3.2 Create climate-resilient neighbourhoods 8

 3.3 Transition towards a low carbon region 9

 3.4 Reduce climate risk 9

 3.5 Participation in previous community engagement 10

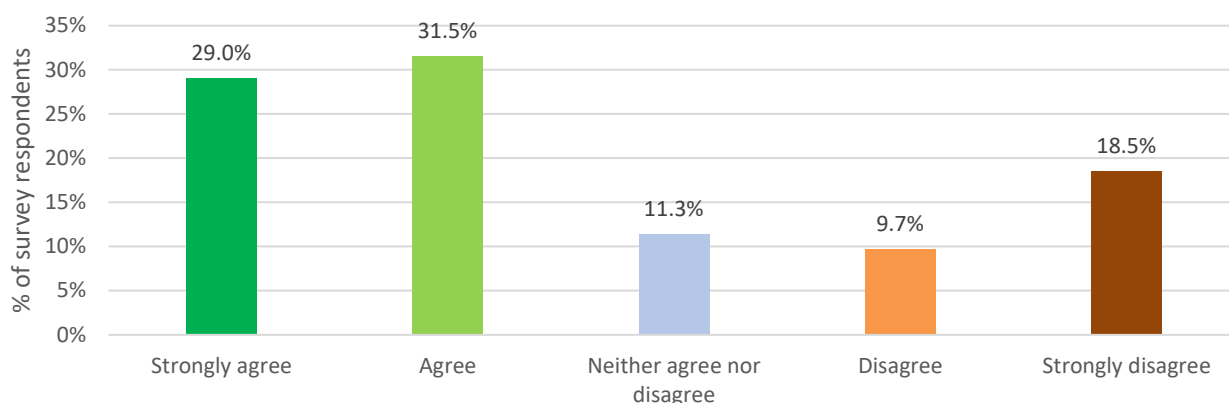
1. Engagement snapshot

The draft Resilient South Regional Climate Action Plan (ReCAP) was released for public consultation from Friday November 3 to Friday 1 December. Through their relevant engagement platforms, each of the four Resilient South councils invited interested members of the community to participate in a survey seeking their feedback on the draft plan. 240 people responded to the survey that was hosted on Survey Monkey.

34% of survey respondents were from the City of Mitcham, 33% were from the City of Onkaparinga, 22% were from the City of Marion and 11% were from the City of Holdfast Bay. One person was from a different council.

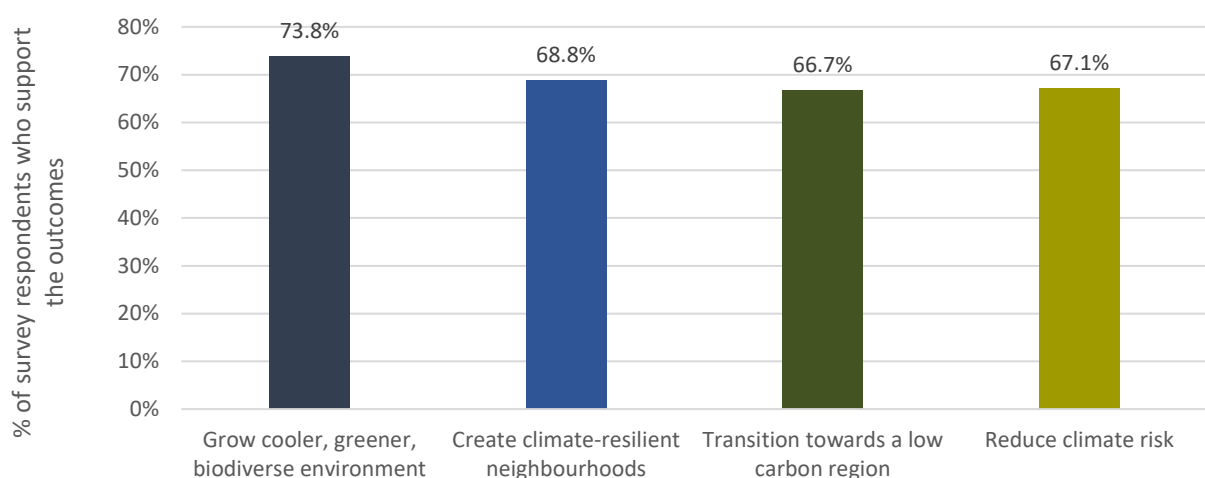
Overall, 61% of survey respondents agreed or strongly agreed that the priorities in the draft ReCAP will make a difference to reduce emissions and prepare for climate change in our region. 11% neither agreed or disagreed, and 28% disagreed or strongly disagreed that the draft plan will make a difference.

To what extent to you agree or disagree with the following statement: Overall, the priorities listed in the draft plan will make a difference to reduce emissions and prepare for climate change in our region



The majority of survey respondents were supportive or strongly supportive of the draft outcomes under each of the four themes of action for the ReCAP. This is further analysed on the following pages.

% of survey respondents who support the outcomes under each theme



Survey respondents were invited to comment on their level of support or otherwise for the outcomes and the actions in the draft ReCAP.

Several key themes of feedback emerged through the analysis.

Key themes of **supportive** feedback included the following:

- Significant support for climate actions including:
 - Protecting and enhancing green space, native vegetation and biodiversity
 - Promoting climate resilient and low emission development
 - Reducing council and community emissions
 - Educating, engaging and supporting the community
 - Responding to climate risk to protect the community and save on long-term costs
 - Improving sustainability of transport systems.
- Concern that actions are not specific, measurable or time bound.
- Support for strong and timely climate action.
- Acknowledgement of the strong link between acting on climate change and supporting community wellbeing and liveability

Key themes of **unsupportive** feedback included the following:

- Climate denialism.
- Lack of understanding about why councils are acting on climate change.
- Concerns that development is contributing to climate change and a lack of resilience, and that Councils are not doing enough to change this.
- Concern about the impact of the plan on rates or cost of living.

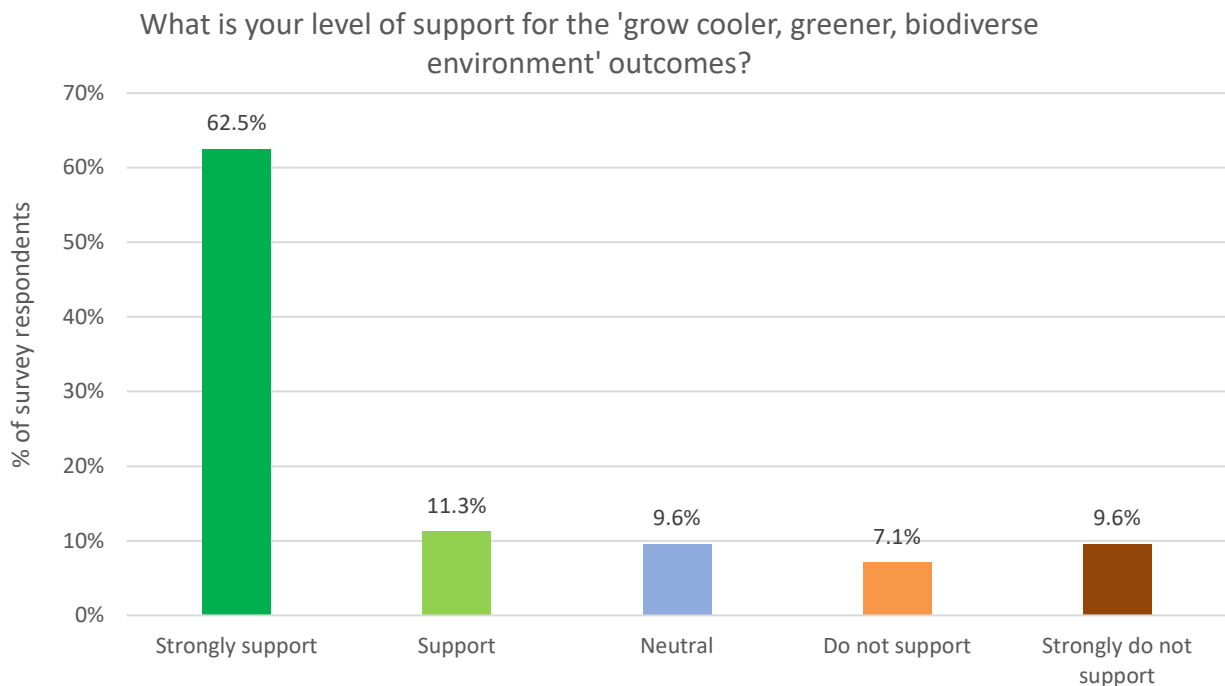
2. Support for the draft outcomes

Survey respondents were asked to indicate their level of support for the draft outcomes under each of the four themes in the draft ReCAP, from strongly support to strongly do not support.

2.1 Grow cooler, greener, biodiverse environments

74% of survey respondents supported the outcomes for the grow cooler, greener, biodiverse environment theme. 20% were neutral and 17% did not support the outcomes.

Enhance the quality and quantity of green spaces in our region to improve liveability and reduce urban heat	Become a water sensitive region 	Protect and regenerate terrestrial, aquatic and coastal ecosystems	Seek regional consistency in measurement, monitoring and reporting on green spaces and biodiversity
---	--	--	---



Some supportive comments respondents made about these outcomes included:

- I believe green spaces and water preservation are highly important in any sustainable community.
- We need more trees and greenery in general for the health and wellbeing of ourselves and native animals.
- Urban island heat effect and loss of biodiversity is a massive issue.

2.2 Create climate-resilient neighbourhoods

70% of survey respondents supported the outcomes for the create climate-resilient neighbourhoods theme. 9% were neutral and 22% did not support the outcomes.

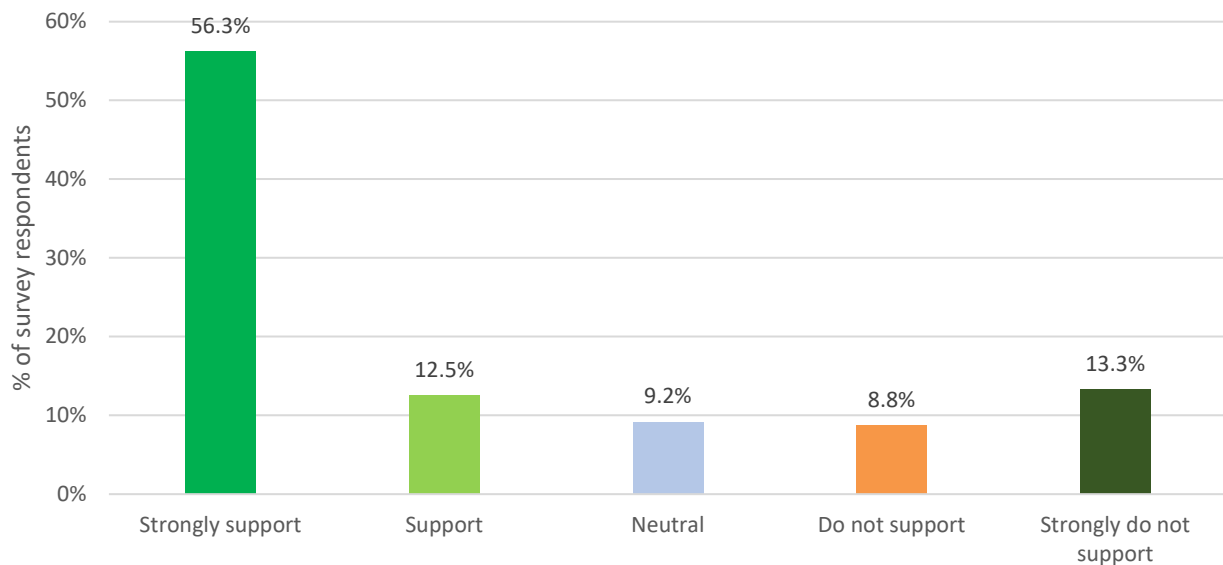
Educate and empower our community to understand and respond to climate change

Promote climate-resilient, low emissions development



Promote locally produced, sustainable food and enhance regional food security

What is your level of support for the 'create climate-resilient neighbourhoods' outcomes?



Some supportive comments respondents made about these outcomes included:

- Share knowledge and promote understanding to minimise behaviours of risk and increase positive actions.
- Food security is critical and promoting locally produced food is helpful and education on less food miles etc.
- I think that the only way to make a change is to have the majority support and for that to happen people need to understand the issue.
- I want to live in a climate resilient, sustainable community where we are educated and given the tools we need to maintain it.

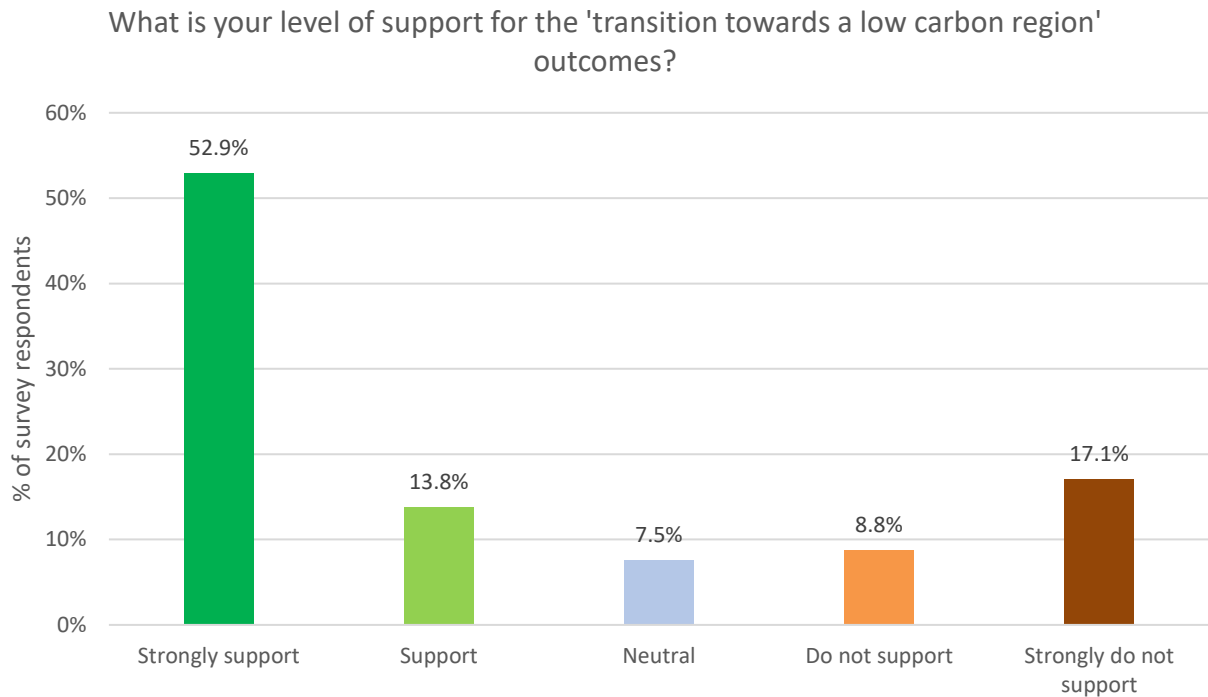
2.3 Transition towards a low carbon region

67% of survey respondents supported the outcomes for the transition to a low carbon region theme. 8% were neutral and 26% did not support the outcomes.

Embed best practice emissions reduction in council business

Identify new partnerships to empower broad-scale carbon reduction

Support our community to reduce their carbon emissions



Some supportive comments respondents made about these outcomes included:

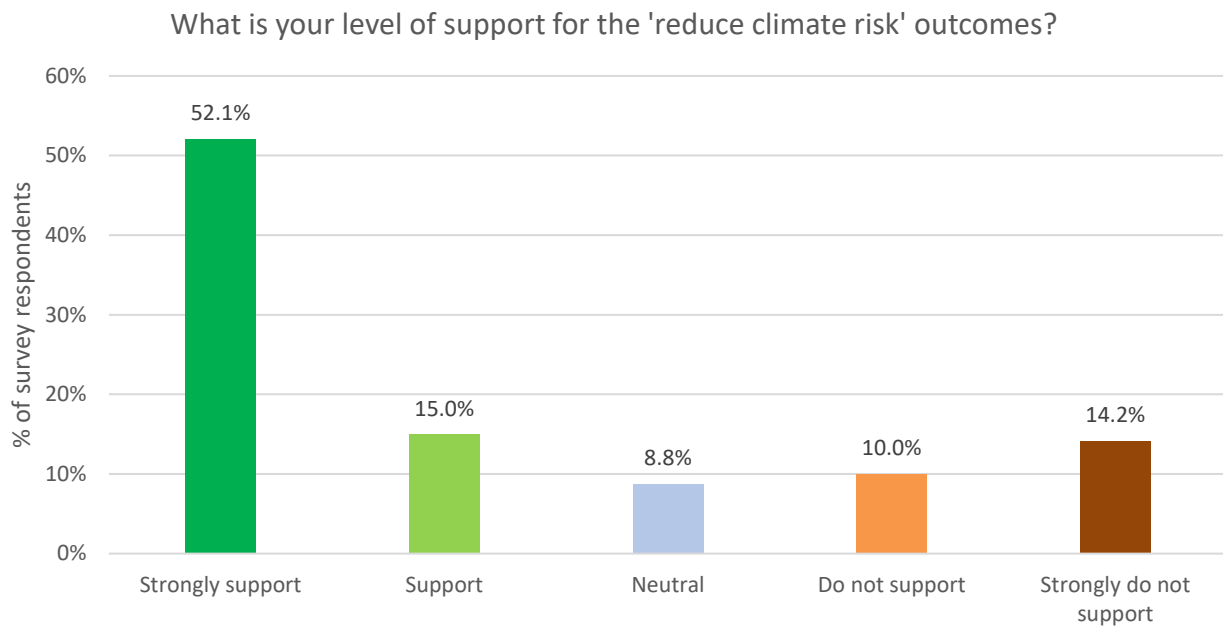
- Councils need to lead the way and by example in reducing their own emissions and educating and encouraging residents to do the same. We need to transition as quickly as possible to a low carbon region.
- We need to reduce fossil-fuel dependence and work towards a circular energy system.
- It's important to reduce carbon emissions in all aspects.
- I strongly support promotion and development of low emission housing as our current developments are extremely badly designed and are creating huge carbon outputs through ineffective heating and cooling etc.
- Reducing emissions should be a KEY focus of everything. It is critical that emissions are cut rapidly over the next 10 years.

2.4 Reduce climate risk

67% of survey respondents supported the outcomes for the reduce climate risk theme. 9% were neutral and 24% did not support the outcomes.

Reduce climate risks to councils

Collaborate with regional partners to deliver integrated, forward-looking hazard management and enhance disaster resilience



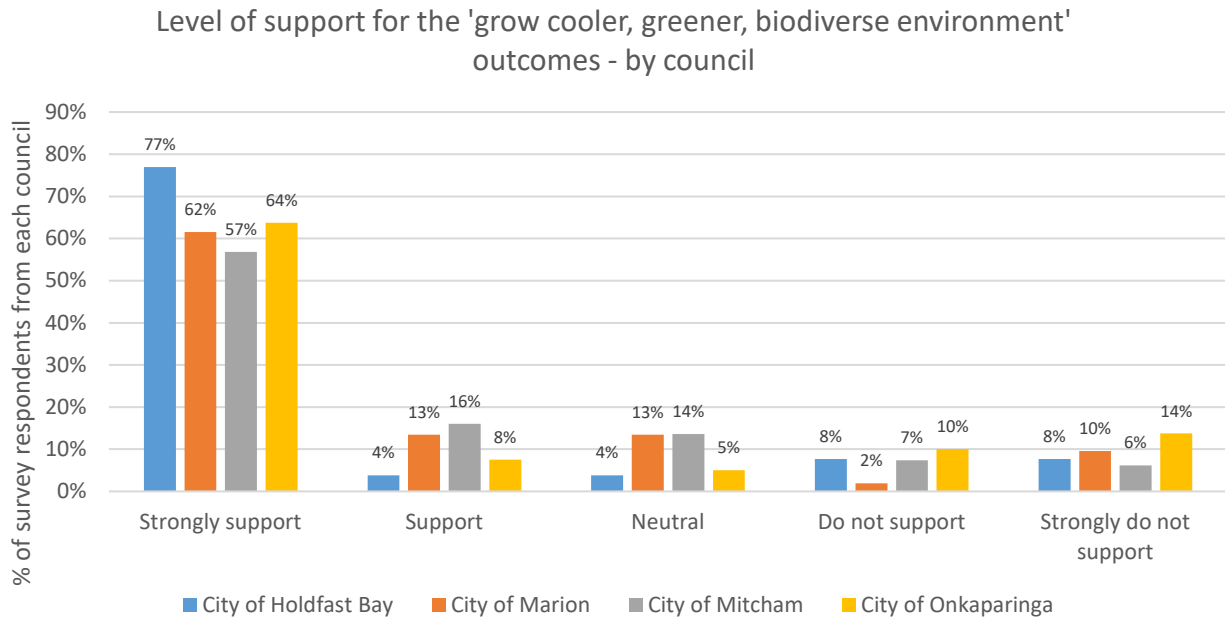
Some comments respondents made about these outcomes included:

- Reduced risk generally means safer lives for people in the community.
- Empowering local communities in being resilient to fires, floods, and strong winds is good.
- This will improve the resilience and safety of the community and could possibly lead to education in insurance premiums for Council and property owners within the Council area.

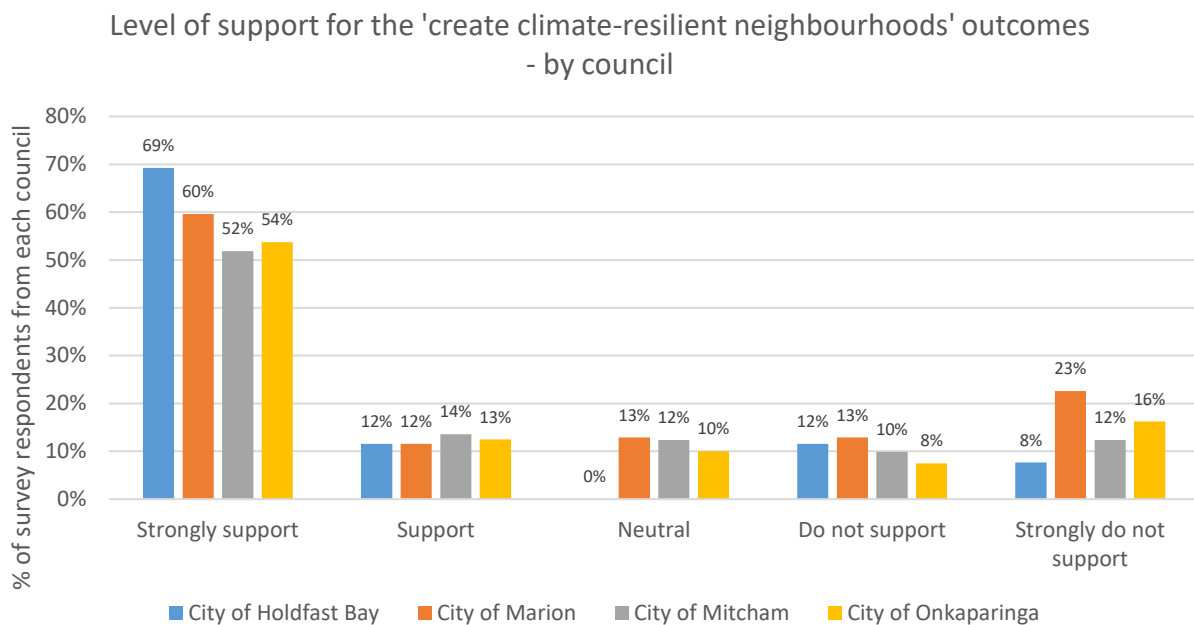
3. Support by Council area

The following section considers the level of support for the outcomes under each of the themes by survey respondents from each council area.

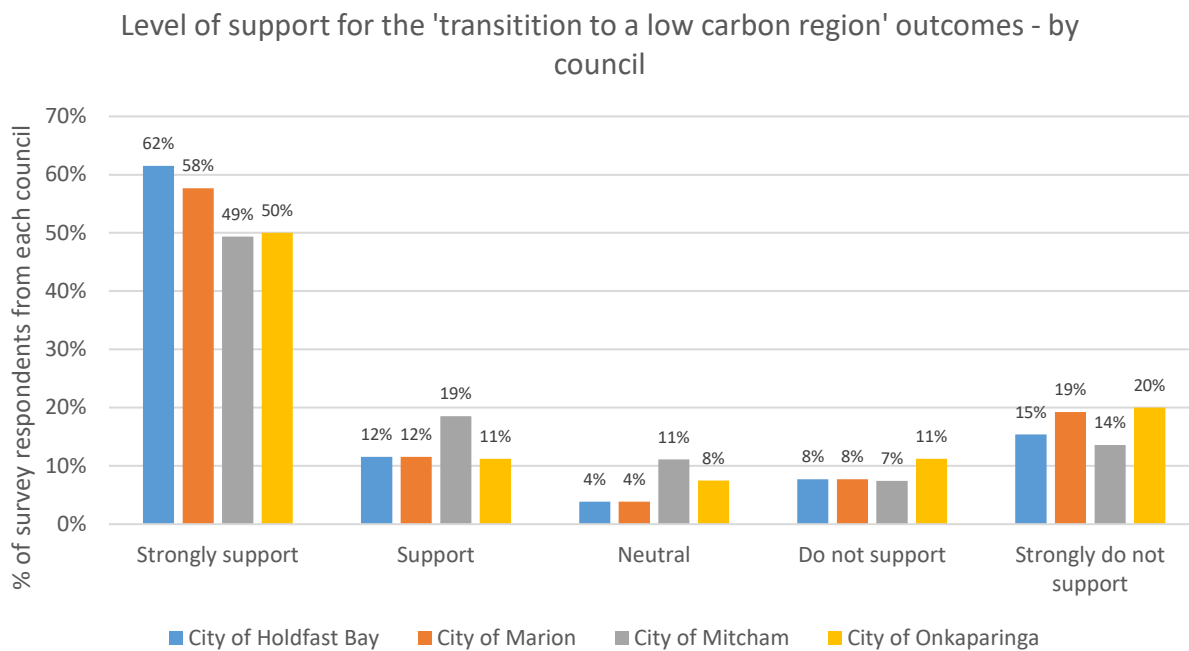
3.1 Grow cooler, greener, biodiverse environments



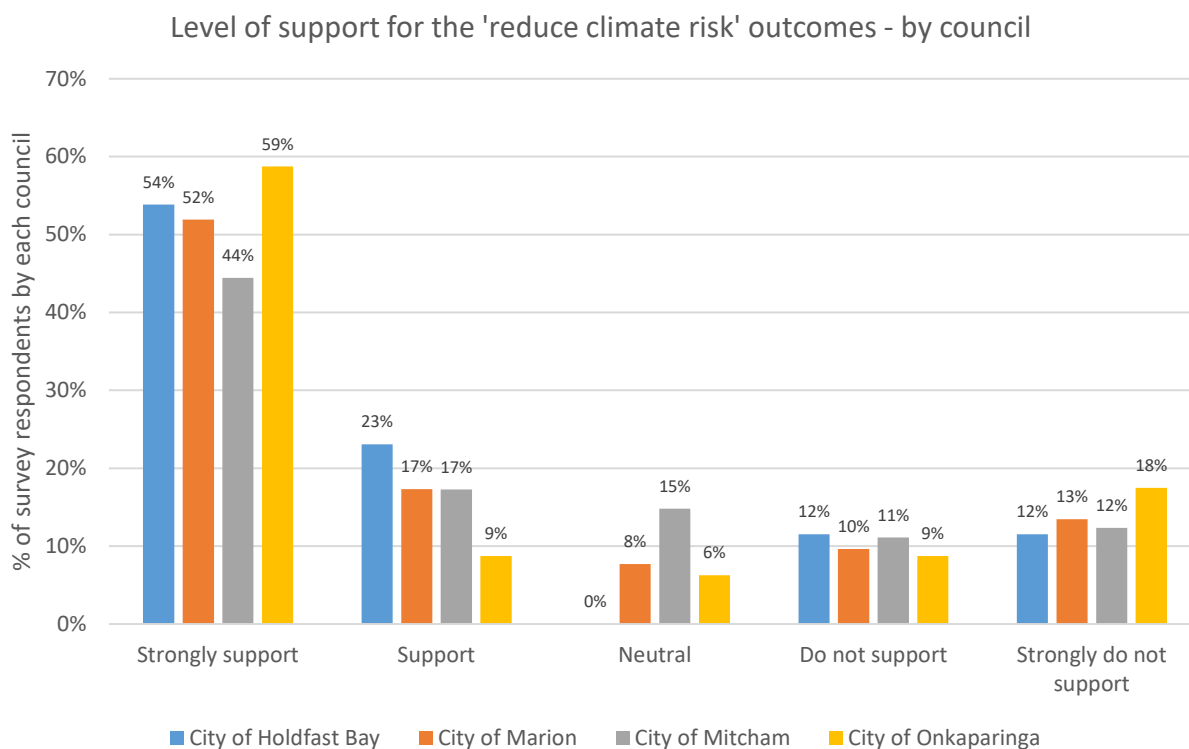
3.2 Create climate-resilient neighbourhoods



3.3 Transition towards a low carbon region



3.4 Reduce climate risk

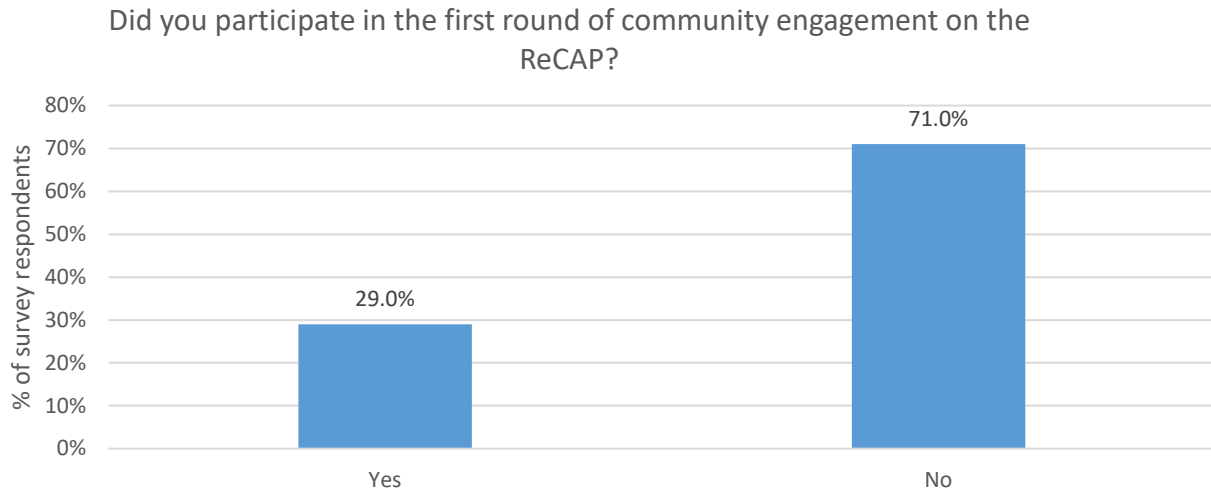


3.5 Participation in previous community engagement

Survey respondents were asked if they had participated in the first round of community engagement on the ReCAP, and if yes, whether they felt their feedback had been taken into account in the draft ReCAP. Respondents who felt their feedback had not been taken into account were then invited to comment on why they felt this way.

3.5.1 *Did you participate in the first round of community engagement on the Regional Climate Action Plan undertaken from December 2022 to February 2023?*

29% of survey respondents also participated in the first round of community engagement on the ReCAP.



3.5.2 *Do you feel that the feedback you provided through that engagement has been taken into account in the draft plan?*

Of those who participated in the first round of community engagement, 38% felt their feedback was taken into account in the draft ReCAP and 39% felt their feedback had somewhat been taken into account. Only 23% felt their feedback had not been taken into account in the draft plan.

