

ENGAGEMENT SUMMARY REPORT

40 KM/H SPEED LIMIT FOR RESIDENTIAL STREETS

Report Completed for the Manager Engineering, Assets & Delivery
Written by the Digital Engagement Partner
December 2021

Introduction

At the council meeting on 9 November 2021 a motion was endorsed to consult with the community to help inform a proposed 40 km/h speed limit within the City of Holdfast Bay (Council) and that the engagement findings and a recommendation report is presented back to Council.

The community were invited to provide their views on the proposal. This report provides the engagement methodology and engagement outcomes.

All submissions have been collated and are available upon request.

Engagement Methodology

This community engagement ran from 24 November to 14 December 2021, a total of 21 days.

The views of the community were collected via:

- Council's website - the council's engagement website (www.yourholdfast.com) provided the opportunity to complete an online survey and pin information on an interactive map.
- Drop-in sessions (face to face)
- Email submissions, phone calls and letters.

And promoted through:

- A registered user update - via email to a 5000+ database.
- Jetty Road Trader Newsletter.
- Holdfast Bay trader Newsletter.
- City of Holdfast Bay's Twitter account every week for the duration of the engagement.
- Corflutes at the three engagement drop-in sites: Da Costa, Angus Neil and Bindarra Reserve.
- Posters at the Brighton Civic Centre and libraries and community centres.
- Facebook posts.
- News article in Holdfast News.
- Newsfeed on the City of Holdfast Bay's council and engagement websites.
- Emailed key external stakeholders including City of Marion, City of West Torrens, SAPOL, Emergency Services, Local Schools, MPs, DIT, community groups and cycling groups.

Survey format

1a. Do you support a 40 km/h speed limit across all or part of the City of Holdfast Bay's local streets?

Yes/No/Not sure

1b. If yes: where would you like to see the 40 km/h speed limit to apply?

- All City of Holdfast Bay roads 40 km/h
- East of Brighton Road
- West of Brighton Road

1c. If no, what are your reasons?

2a. Are there any roads you would like to see remain 50 km/h?

2b. If yes, Please specify which roads and why?

3. General comments

How the feedback was received

Council received feedback from 434 participants including 386 participated in the online survey, 13 participants pinned 31 comments on the map, eight participants filled in a hard copy and we received 25 emails.

- Three hundred and eighty-six (386) surveys were received online via the YourHoldfast.com
- The project page was visited 3038 times by 1025 visitors.
- 32 people participated in the drop-in sessions
- 159 visitors read the FAQs.
- The majority of traffic to the website was primarily received directly (indicating they had seen information advertised). There was an equal via the Yourholdfast engagement alert and the council Facebook page.

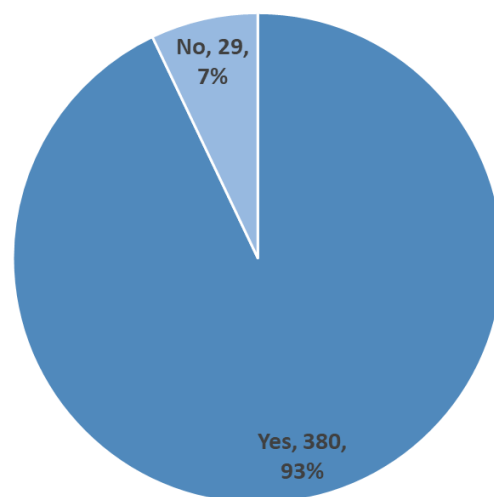
The results below show the combined survey and email results (both online and hardcopy).

About the participants

1. Are you a City of Holdfast Bay ratepayer and/or resident?

409 participants completed this section:

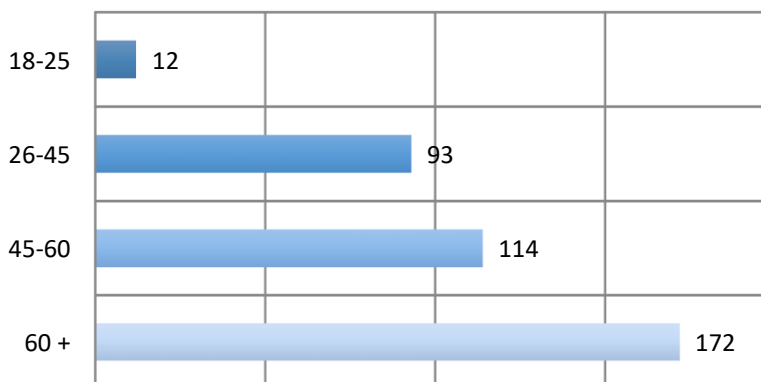
- 380 (93%) of participants identified as City of Holdfast Bay residents/rate payers
- 29 (7%) said, no they were not a City of Holdfast Bay rate payers



2. Age

391 participants completed this section (3 skipped the question)

- 12 (3.1 %) participants are aged between 18- 25
- 93 (23.8%) participants are aged 26-45
- 114 (29.2%) participants are aged 45- 60
- 172 (44%) participants are aged 60+



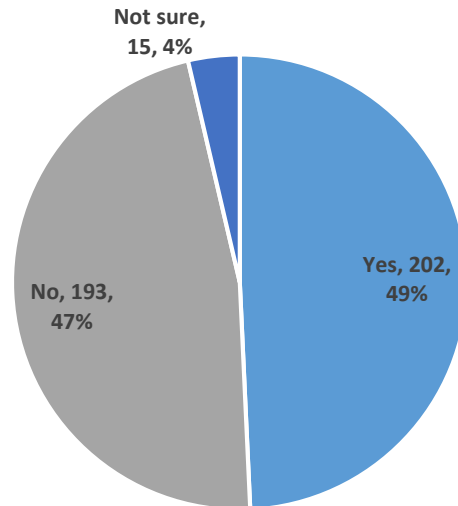
Outcomes

Three hundred and ninety-four (394) survey submissions were received and 16 emails with responses.

1a. Do you support a 40 km/h speed limit across all or part of the City of Holdfast Bay's local streets?

410 participants completed this section:

- 202 participants (49%) said *Yes*,
- 193 participants (47%) said *No*,
- 15 participants (4%) were *Unsure*



1b. If yes, where would like the 40 km/h speed limit to apply?

There were 200 people who responded to this.

- 119 (59%) said all of City of Holdfast Bay.
- 73 (37%) said west of Brighton Road and Tapleys Hill Road.
- 8 (4%) said East of Brighton and Tapleys Hill Road.



1c. If no, what are your reasons?

There were 198 people who responded to this.

The reasons have been summarised in the following five main themes:

- 41 respondents were concerned it would slow traffic down.
- 36 respondents believed that traffic is already managed well enough without more control methods being in place.
- 31 respondents believed that people who speed will still speed regardless.
- 30 respondents were happy to see some streets reduced but not all.
- 21 respondents believed it would cause confusion to have varied speed zones in the area.

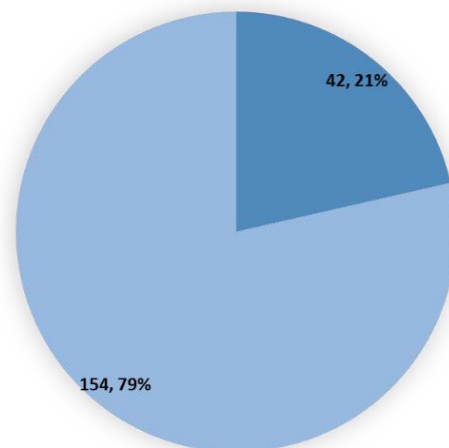
Other prominent themes were:

- 20 respondents raised concerns that it would cause congestions and traffic restrictions.
- 20 respondents didn't believe it would make the streets any safer.
- 20 respondents believed it will be done as a revenue raising exercise.
- 14 respondents thought the notion was redundant as there is no one to enforce the speed, and people who do the wrong thing will continue regardless.
- 14 respondents did not see any evidence regarding accidents in the area to support the need to bring in new measures.

2a. Are there any roads you would like to see remain 50 km/h?

There were 196 people who responded:

- 154 (78.6%) said no
- 42 (21.4%) said yes (see below for responses)



2b. If yes, Please specify which roads and why.

From the responses, 21 roads were named multiple times (includes responses from all surveys, emails and pins):

Name of street	Total	For	Neutral	Against
The Esplanade	20	15	4	1
King George Avenue, Somerton Park/Hove/Brighton	16	5	5	4
Colley Terrace, Glenelg	12	6	7	1
Broadway	9	4	4	1
Wheatland Street, Seacliff	8	5	2	1
Pier Street, Glenelg/Glenelg South	8	3	4	1
Myrtle Street, Seacliff	8	6	2	0
Anzac Highway, Glenelg/Glenelg North	7	3	4	0
Adelphi Terrace, Glenelg North	7	2	5	0
Whyte Street, Somerton Park	6	1	2	3
Wattle Avenue, Hove	6	3	0	3
Moseley Street, Glenelg/Glenelg South	5	1	0	4
Yacca Road, Seacliff	5	5	0	0
Old Tapleys Hill Road, Glenelg North	4	1	1	2
Partridge Street, Glenelg/Glenelg South	3	0	1	2
Patawalonga Frontage, Glenelg North	3	3	0	0
Jetty Road, Brighton	3	2	1	0
Marine Parade, Seacliff	3	2	1	0
Kauri Parade, Seacliff	3	2	1	0
Tarlton Street, Somerton Park	2	0	0	2
The Crecent, Brighton	2	2	0	0

3. General comments

Of the 394 participants, 283 participants provided comments.

These comments have been reviewed for common themes. Five main themes were identified:

- 67 respondents discussed safety. The most prominent theme was from those that would like to see a 40km speed limit in place as they believed it would create a safe environment/ community in particular for the elderly and school children.
- 44 respondents suggested the need for or to investigate alternative traffic management solutions such as speed humps, roundabouts and, pedestrian crossings. Many mentioned that while reducing the speed is a measure to increase safety, other measures need to be looked at in conjunction.
- 40 respondents discussed reviewing selected streets in the area rather than an entire section.
- 39 respondents that supported the idea of a 40km speed limit acknowledged that it would reduce speeds.
- 26 respondents discussed current concerns for walkers and cyclists and believed lowering the speed limit would help.

Themes

Combining all comments from all survey answers and emails identified the following common themes:

In favour of a change to 40 km/h:

- 71 Safety as an outcome
- 47 Speeding as an issue
- 41 Reduce traffic speeds
- 27 Safer for walking and cycling
- 21 Safer for schools

Neutral:

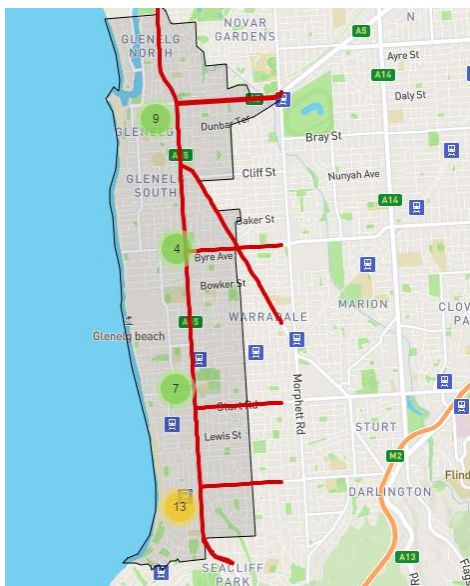
- 84 Suggested alternative traffic management or improving other infrastructure
- 28 Requested to see more evidence

In favour of remaining at 50 km/h:

- 46 Not in favour of lowering traffic speeds
- 38 Believed traffic was already managed adequately
- 34 Participants were concerned about revenue raising
- 29 Multiple speed limits between councils would be confusing
- 27 Concerned it would cause congestion
- 25 Enforcement issue
- 25 Did not believe it would make the streets safer

Mapping tool comments

There were 13 participants who pinned 31 comments pins to the interactive mapping tool. See map for main areas where feedback was provided, feedback available upon request.



Summary

This engagement had one of the highest participation levels our community engagements have had with over 400 people actively participated and over 1000 people reviewed the information. The engagement process increase the overall registrations on YourHoldfast by over 300 people.

Due to this topic being of high interest to the community it is strongly recommended that all comments in the appendix be read in full to gain a full comprehension of the community's sentiments.

The comments received included comments directly relating to the 40 km/h speed limit as well as comments enquiring about separate traffic related matters. The feedback obtained outside the scope of the 40 km/h speed limit will be reviewed by the traffic team as well as considered in the development of the Integrated Transport Strategy.

Due to the high volume of feedback *the appendix available upon request for full submissions.*